



## Step 1




Draw out your mask on a piece of paper, tape over the paper if you're using PLA so the mask peels off easily.

## Step 2




Color it in!

## Step 3



Add additional details as necessary.

## Step 4



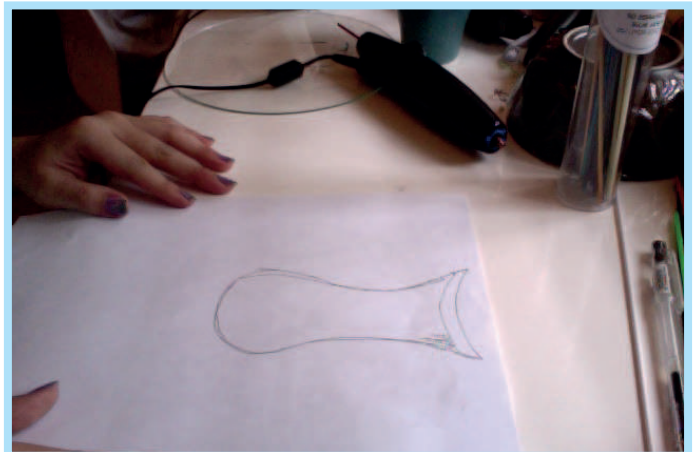
Use a taped bowl to create the curves of the ear.

## Step 5



Take the ears off from the bowl and stick it to the mask.

## Step 6




Make a draft for the handle on the paper first.

# Halloween Mask

By 3Doodler Community




## Step 7



Color it on the glass or paper.

## Step 8



Take it off and stick it with the mask, do not forget to reinforce it from the back as well.

## Final



# Halloween Mask

By 3Doodler Community

