



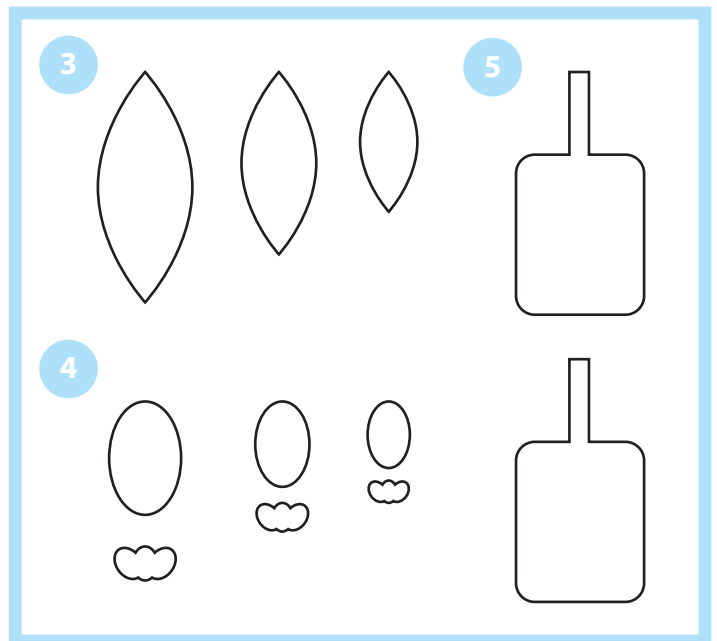
# Peach blossom template



Repeat to doodle the trunk until you think it is enough to fill in the whole tree.



There are different size of peach blossom, each size has three layers to be combined, the smallest one on the top, the rest on the bottom.



3) Leaf, 4) Flower bud (with 2 layers), 5) Red pocket

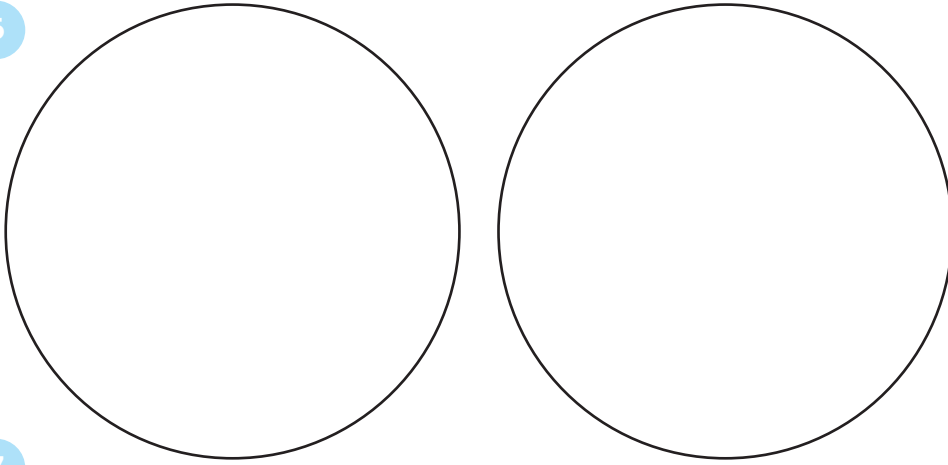
## Peach blossom

By 3Doodler Community




# Peach blossom template

6



7



6) Top and bottom surface of the main trunk

7) Rolling surface of the main trunk (14.5cm x 19cm), cut it off and roll on some tools with a craves surface before you are going to doodle on it.

Final



Peach blossom

By 3Doodler Community

3Doodler